



## Syracuse Thunderbirds Aero Radio Society

# Plane Propwash

April 2025

Charter 473

**The next STARS meeting is Wednesday May 14th, 7:00 at STARS field.**

### 2025 Officers

[Mike Mueller, President](#)  
[Tom Polovick, Vice President](#)  
[Paul Volcko, Treasurer](#)  
[Jeff Wolsley, Secretary](#)  
[Phil Lamkay, Safety Officer](#)

Directors:  
Michael Graham  
Paul Volcko 2019-2023  
Dan Williams

Volunteer Staff:  
[Jeff Wolsley, Propwash Editor](#)  
[Michael Graham, Club Historian](#)  
[Paul Volcko, Webmaster](#)  
[Herb Moore, Field Committee](#)  
[Mike O'Neill, Facebook Admin](#)

**The next STARS 2025 meeting will be at STARS field, on May 14<sup>th</sup>, at 7:00, weather permitting. The monthly meetings will be held via ZOOM October through April. The STARS regular monthly meetings are at the STARS field May through September 2024.**

### The Weather, Oh, The Weather

Well, April rains have moved on to May monsoons. I believe we had 4 weekends in a row where it rained part or all of the weekend.

At least this past weekend, we saw good amounts of yellow in the sky. Even though we had to postpone the spring cleanup for a week, it still rained!!!! Thank you to all that attended and worked. I also want to thank a few others for their contributions to the club.

On the clean up day, we had a whole crew in the woods cleaning up trees. Thanks to Tom Polovick for cutting down just about all the trees on the north side of the field. We want to thank Jordan Dunn for the signs on the fence regarding AMA requirements to fly. Gary Brown bought some charging bags for our use (someone took one home-please return). Let's thank Herb Moore again for taking on the field committee leadership. And thank you to Tom Furgeson for stepping up to work with Ted Andersen with the maintenance needs of the club. And Paul Volcko for all the help with wiring and carpentry. And Josh Weaver along with others with looking at the drainage issues with the club.....and Phil Morgan.....and.....and...and....

We have a great group of folks, and we are appreciative of all that EVERYONE does to help out. And one more thing: A big thanks to Scott D'Agata for donating all he did to our club with regards to planes, and other items. We have raised close to \$300 so far, and it all goes into the club treasury. THANKS SCOTT!!!!

I mentioned in a previous letter that we need someone who is willing to help with marketing/public relations for our club. So far we haven't had any volunteers, but are still looking for someone to help out. We have also added a YouTube channel to our club, and will be

working to add hobby related videos to the channel. We need a couple of people to manage the channel. If you are able, please volunteer. We don't anticipate a lot of work needed, but we do need someone to manage any activity to make sure content is appropriate, and uploaded correctly.

Let's not forget the Control Line Fun Fly on June 21<sup>st</sup>. If you want to attempt to try your luck with a control line plane, I am confident that there will be a plane and someone to help you. Or just come by to support Mike O'Neil and all his folks. The field will be open during this time. I'm sure there will be food available for purchase, if there are enough folks there who are hungry.

We've made great progress with the trees in the woods. But there is still much work to be done. You don't need any equipment in order to take out twigs, or pieces of wood that have already been cut up. So if you have some extra time, come out with boots, and gloves, and help. Al Townsend has been so gracious to allow us to cut some trees down, so let's clean it up and leave it better than when we started.

Lastly: If anyone wants any of the wood that has been cut, you are welcome to come and pick it up. Let's wait till the field dries out a little bit, but when dry, come take any of the cut pieces you want. Anything you take, we don't have to burn!!!

Thanks all!!!!-FLY SAFE OUT THERE!!!

Mike Mueller, president  
[president@cnystars.com](mailto:president@cnystars.com), (804) 873-8928  
[mmuellerva@yahoo.com](mailto:mmuellerva@yahoo.com)

## ***Secretary's Report: Jeff Wolsley***

**Note the section in the Propwash labeled Important Links for STARS Members.** This section contains links that every STARS member should be aware of including the ZOOM meeting instructions and the link to the most recent Propwash and past issues of the club newsletter.

**The April STARS meeting was held online via ZOOM. The meeting was called to order at 7:00 by President Mike Mueller. There were 10 Open members, 1 Associate member, 0 Family members, 0 Youth members, and 0 Guests in attendance.**

### **Secretary's Report:**

The Secretary's report from the March Propwash was accepted as published. The motion to accept the Secretary's Report was made by Mike Graham, 2<sup>nd</sup> by Herb Moore. Carried.

### **Treasurer's Report:** Paul Volcko

All the bills are current. Motion to accept by Herb Moore and 2<sup>nd</sup> by Mike Graham. Carried.

### **Correspondence:**

We received an offer to buy our property in a solicitation forwarded to us by Herb Moore. The price was way too low to even consider. Paul said we should hold out for half a million.

Liverpool High School has reached out to us for their spring and fall field trips. They proposed May 19-May 23 and September 15-29 as possible dates to come to the field. 09/18 was selected for the fall date.

Mike Mueller sent an email to Eric Williams regarding pushing into schools to promote the hobby. Mike also inquired about the drift towards Part 107. Mike is waiting for Eric to respond. The opinion is that if the AMA allows Part 107 to become the standard, it could spell the death nell for the hobby.

### **Committee Reports:**

#### **Safety Report:** Phil Lamkay

Phil provided a column for the Propwash that appears under the header STARS – SPRING 2025 SAFETY CORNER. There was a lot of discussion on this so the column has been continued in the April edition of the Propwash.

#### **Field Committee:** Mike Mueller

Herb Moore has volunteered to head up the field committee. The club needs volunteers to assist with regular mowing and to maintain the field equipment. Please contact Herb if you would like to volunteer.

The reels behind the shed are exposed since the trap has shredded. The committee will replace the tarp.

The spring field cleanup is scheduled for 04/19. The stones need to be raked back into the driveway. This helps to prevent damage to the mowers.

The GFCI outlet in the clubhouse that powers the computer was rewired and replaced. Hopefully the stops the nuisance tripping that's been knocking out the computer.

### **Old Business:**

#### **STARS Facebook:** Mike O'Neill

Nothing to report.

### **Real Estate Committee:**

No report given.

### **Flight schools:**

**Fixed Wing** starts April 17<sup>th</sup> with the preflight work shop. School stars May 1<sup>st</sup> and runs every Thursday night thru Sept. 11<sup>th</sup>.

**Heli/Multi Rotor** starts April 29<sup>th</sup> and runs every Tuesday night thru Sept. 30<sup>th</sup>.

### **Special Interest Nights:**

**Monday Night Jets** starts April 28<sup>th</sup> and runs every Monday night thru Sept. 29<sup>th</sup>.

**Big Bird Night** starts April 30<sup>th</sup> and runs every Wednesday night thru Oct. 1<sup>st</sup>.

### **Field Improvements- Long Term Planning:**

2025-

A suggestion was made to add 100ft. to the east end of the runway. For the time being the low spot at the end will be filled.

Continue the tree removal project from last year.

Runway west end- Do one or both of the following, 1- Look at bringing in about 50yrd of fill topsoil to raise it. 2- Put in a drainage ditch.

Mike O'Neill asked to fill the depression in the control line circle.

Josh Weaver discussed the drainage limitations due to the field elevation to the ditch elevation is shallow and makes it hard to move the water around. Josh wants to get together on 04/13 at 10:30 at the field to discuss.

**Activity Sign-** Mike Mueller is following up on the activity sign by the driveway entrance to attract spectators/future members. The sign will announce our events to the public and improve our community relations.

**Public Relations-** The intent is to increase membership and increase revenue through increased awareness. Different venues- Zoey Advertising, John Murphy, the estate planning guy, gets about a 15-minute radio spot that can advertise our events. TV- WSYR Your Stories segment, On your side, Bridge Street- community interest segments on the afternoon news. Part of the Gold Leader club is to engage in public outreach.

In a previous meeting, Mike O'Neill mentioned the new Micron Plant starting up in Clay. There will be a flood of tech people and population growth in our area. We should be thinking of ways to promote our club.

**Future Funding-** Look at ways of creating revenue streams to help fund the club. Grow our existing revenue generators. As reported in the Treasures report, volunteers for the Finance Committee so far are Mike Mueller, Karl Price, and Mike O'Neill. The committee is currently brainstorming and planning another meeting.

### **CONTINUE FIELD SMOOTHING-**

Continue to improve the field. Fill the low spots and grade off areas that attract standing water.

### **AED MACHINE UPGRADE/STORAGE- Complete!**

**Repair clubhouse siding-** There are several areas near the ground that need attention.

**-- Continued--**

**Flight line table replacement-** There are four new tables ready to go in the red shed.

**Internet Access-  
Complete!**

**Tree Removal-** This project is underway.

**Food Pricing-** The new food pricing is in effect.

**Porta-potty-** Keeping current vendor. The unit is currently not at the field.

**New Business:**

**Event Reminder:**

May 3<sup>rd</sup> is the Maker Faire at the NYS Fair Grounds

**Club Picnic/Bar-b-que:**

There was a discussion regarding the STARS Club Picnic to be held June 21. The decision was made to privately fund the picnic versus crowd funded. Gary Brown reminded the meeting

members that there is precedent on this from the last picnic and the annual Christmas party. A flyer for the event will be created.

**New Members:**

No new members

**Club Hat Order:**

There are just ten (10) Club hats left. They are 20.00 each. Put your money in the soda bank in the fridge before you take a hat. The white hats are already gone. See Paul V. about custom embroidery on the hat. The embroidery starts at \$8.00.

**Adjournment:**

The April 2025 regular monthly meeting of the STARS was adjourned at 7:34.

***Secretary, Jeff Wolsley***

---

## **STARS – SPRING 2025 SAFETY CORNER**

It's finally Spring, weather and field conditions are improving and we're all anxious to get our planes into the air again. Many have been building new, repairing old, purchasing aircraft, and have posted pics to our STARS Facebook page. One of our models even includes a configuration that supports a set of six flight engines.

April is ideal for inspecting our aircraft, transmitters, and batteries. Preflights help keep your aircraft intact for many years of enjoyment, they also protect you and anyone who happens to be in the vicinity when you take off.

For gas and nitro powered aircraft one of the most important things to check is the motor/engine. Make sure that it runs well in all throttle positions. We've all witnessed aircraft that have sputtered into the air only to stall above the field or at low idle trying to land and be claimed by the tree and swamp demons. All the power system components should be inspected. The battery should be fully charged and in good shape. If the battery seems puffy or damaged in any way, DO NOT USE IT! Instead, you should dispose of it in a proper manner. Your transmitter and receiver batteries need to be fully charged and able to hold that charge. If charging batteries at the field, ensure that you are using both ceramic tiles and a lipo bag when charging.

The control surfaces should be inspected and tested before flight. Make sure that they are moving in the correct direction.

Inspecting the propellers/blades is essential. Cracks or chips could lead to disaster. Replace any that show these signs of wear, and make sure you have extras available.

All the model's components should be properly mounted and attached so they can't fall off or jiggle loose during flight. The control surface hinges, wing/tail/hatch, and all servo extensions need to be secured. Make sure that the servo extensions are correctly plugged in, and that the servos operate without binding and center accurately. It's important to make sure that the CG is in an acceptable location. An off-balance model may not move the way you would like it to. The wheels and ground steering system must be inspected for the same reason.

There are a few inspections that you need to complete in relation to the transmitter/radio. The dual rates and exponential must be set up for the appropriate channels. If you wish to add any mixes—such as rudder-aileron, flap-elevator, etc.—do that now. Make sure the correct model memory is selected. Have any of your switches moved during winter storage and are not in the position you expected.

***-- Continued--***

Conduct a thorough radio-range check. When conducting a range check at the field observe and protect where others are located. Is anyone on the flight line or pits, and what direction your aircraft is facing should it inadvertently engage even though throttle cut is engaged.

Before the first flight, have a plan in your mind for what you would like to accomplish. Are there certain maneuvers that you want to try? Know roughly how long your battery or fuel will last so you can determine if you have enough time to accomplish your goals. Having someone spot and help with an initial flight is always a good idea. There are many experienced pilots in the club who are willing to help, especially Thursdays evenings before / after Flight Training. If on your own, make sure that you feel qualified to handle the model and are comfortable with the risks accepted to maiden.

For a more detailed check list please follow the link or QR code below.

Safe Flying – Phil Lamkay



[Click here to download your own maiden flight check list.](#)

---

## **Calendar of Events**

***NOTICE: EVENT DATES MAY CHANGE OR CANCELLED OUTRIGHT.***

### **Calendar of Events for January and beyond:**



*Editor's Note- Check with the event sponsor for actual date and time. These dates are accurate at the time the Propwash was published. New events are added all the time.*

**May 17-** STARS 3<sup>rd</sup> Annual Control  
Line Fun Fly STARS Field  
**June 19-** [Flite Fest 2025 four-day  
event. Melvin, OH.](#)  
**June 21-** STARS Family Picnic  
**July 19-** 16<sup>th</sup> Annual Heli Jam at the  
STARS Field

**August 16-** National Aviation Day  
**August 30-** STARS 46<sup>th</sup> Annual Model  
Airshow STARS Field  
**October 4-** Ringmaster Fly-a-Thon  
STARS Field

For additional events, click here→ [AMA DII Event Listing](#)

**STARS Flight Schools-** Flight schools are back for the 2025 season.  
Check here for the start dates.

**Fixed wing-** Starts April 17<sup>th</sup> with the pre-flight workshop to check out the aircraft that students will be flying and make adjustments to make them air worthy. Classes start May 1<sup>st</sup> and runs every Thursday night until Sept. 11<sup>th</sup>. Chief Flight Instructor Gary Natali.

**Heli/Multi Rotor-** Starts April 29<sup>th</sup> and runs every Tuesday night until Sept 30<sup>th</sup>.

## Indoor Flying –

The Indoor flying schedule is pretty much finished for the season. There are a few locations still going though.

**CNYIFS Indoor flying at Sacred Heart Church Cicero was forwarded to me by Tim Smarzo of the Voltaires. Mondays 1:30 to 4:00 and Thursdays 12:30 to 3:30 (Need confirmation for 2024-25 season).**

The church has become more security conscience. All doors are locked except the main door. The gym lighting switch has changed. The new key is in the same place as always, the cabinet in the kitchen, attached to a piece of aluminum bar. Unlock (If locked) pull up the plate, and flip the switch. All doors have alarms except the Gym door. This means that once a member comes in the front door we can use the gym door to haul gear in and out. We need, as always, to make sure the lights are off and doors are closed all the way before the last person leaves.

**The following needs confirmation for the 2024-25 indoor season-**

**Underground R/C Destiny USA. Tuesday evenings/nights 315-715-4508**

**Manlius Pebble Hill- So far is listed as no flying this winter (as of 11/29/23).**

**Camillus Indoor Aviators (CIA) Indoor flying at First Baptist Church located at 1960 State Route 5 in Elbridge 11/18 thru ?, Wednesdays 1:00-4:00. If you plan to attend, call Herb Ziegler 315-857-6266 so Herb can unlock the doors.**

**Walt's HobbyTown- NO INDOOR FLYING THIS SEASON**

**MexAir R/C NO INDOOR FLYING THIS SEASON**



Advertisements:

---



*Store Hours:*

Monday/Friday: 9:00am-9:00pm -- Tuesday/Wednesday/Thursday: 9:00am-6:00pm -- Saturday: 10:00am-5:00pm -- Sunday: 11:00am-5:00pm

*Phone Number:*

(315) 453-2291

[waltshobby.com](http://waltshobby.com)



**Open 10-7 Tuesday thru Sunday.  
315-532-6826**

**[www.mexairrc.com](http://www.mexairrc.com)**

**[www.facebook.com/mexairrc](https://www.facebook.com/mexairrc)**

**Winner of AMA 2015 Hobby Shop Award  
for signing up new AMA members.**

-- Continued--



(585) 872-4990 -- 15 W Main St. Webster, NY. 14580 -- [Performance-hobbies.com](http://Performance-hobbies.com)

#### HOURS

MONDAY.....11 - 6 pm  
TUESDAY.....11 - 7 pm  
WEDNESDAY.....11 - 6 pm  
THURSDAY.....11 - 7 pm  
FRIDAY.....11 - 6 pm  
SATURDAY.....11 - 6 pm  
SUNDAY.....11 - 4 pm

### The Aviation Historical Society of CNY

412 Dunning Drive Camillus, NY. Open Sundays, noon to 4:00.

[Home | Aviation Historical Society of Central New York](#)

This museum is dedicated to aviation history in CNY.

Mike O'Neill's website to check out- <http://www.flyboyzblog.com/>

This site has articles pertaining to both full scale and model aircraft. Check it out.

### Classified Ads-

From Bob Daino-

Hey CNY Stars Flyers,

I have been speaking to Jon Porter owner of Microace (<https://microaces.myshopify.com/en-us>). I am putting in a large order that he has agreed to provide me a reseller 30% discount on the full kits and a 5% discount on supplies and electronics.

I thought I would pass on this offer to all of you. Just let me know me if you are interested in getting anything. They are excellent flyers both indoor and outdoor. I will be putting in an order in the next 2 weeks.

Bob

315-374-3919

FOR SALE: Clear out that hanger now!

### WANTED:

*If you want to list modeling items for sale, R/C services offered, or a really neat R/C web site, this would be a good spot. Free for members. Send your advertisement by e-mail to [jwolsley@verizon.net](mailto:jwolsley@verizon.net). Please put STARS ADVERTISEMENT in the subject line.*



---

## **Important Links For STARS Members-**

### **STARS Website:**

The STARS website- [cnystars.com](http://cnystars.com)

### **STARS Webcam:**

The STARS webcam- <https://www.cnystars.com/cameras.php>

### **STARS Propwash Newsletter:**

The STARS Propwash- <https://www.cnystars.com/newsletter-archive.php>

### **STARS ZOOM Meetings:**

STARS meetings will be held on-line via ZOOM, from October to April, or in case of bad weather. Watch for notification prior to the meeting start time.

The link for the ZOOM meeting is located at the top of the cameras page on the STARS web site.

The ZOOM meeting credentials are on the STARS web page, and are sent out with the fall/winter/spring Propwash email.

ZOOM Meeting link:

<https://us02web.zoom.us/j/88488515371?pwd=c2ZiRWhkMkIrbGZ5WENDaE12SlB5Zz09>

To join from the STARS web page, go to [cnystars.com](http://cnystars.com). Then click on the club events tab. On the club events page, in the lower right under Club Meetings, click the red text that says **online via ZOOM**. This will take you to the ZOOM meeting. Click on the Launch Meeting button. You will enter into the meeting, or you may see a dialog box that says, "Please wait for the host to start the meeting".

If you don't already have ZOOM installed on your computer for the first time, below the Launch Meeting button, it says- "Don't have Zoom client installed? Download Now". Click on the "Download Now" text and follow the prompts to set up ZOOM on your computer.

### **Facebook:**

The STARS Facebook page- <https://www.facebook.com/groups/amastars/> There are 333 members currently. [Mike O'Neill](#) is the administrator.

### **Attention New Members:**

Please take the TRUST test if you haven't already. This is a 100% pass test.

TRUST- The Recreational UAS Safety Test

The test can be found here-

<https://trust.pilotinstitute.com> or here-

<https://trust.modelaircraft.org/>

**Note there are scam websites also, so use the above links.**

Start by registering on the site. Your name is required and so is a password. These will be asked for/created before entering the site to take the test.

The test is a pass/pass. It is given in four parts. Each of the four sections begins with a lesson immediately followed by questions. The number of lessons and questions differ in each section. There are a couple of questions that are poorly worded so it's likely to get these wrong. Not to worry though, you get to correct it until you get it right! You will score 100% in each section, guaranteed.

Download and save your certificate. I had to download mine twice before it downloaded. **DO NOT** leave the download webpage until your certificate has been successfully downloaded and saved. You get to do the test again from scratch if you miss this step.

Print out the certificate and keep it in your wallet or your flight box. There's a registration/authentication number on the certificate that you might want to add to your aircraft ID label..

**-- Continued--**

## **Academy of Model Aeronautics:**

[Academy of Model Aeronautics \(modelaircraft.org\)](http://www.modelaircraft.org)

The AMA Government relations blog- [AMA IN ACTION](#)

The complete AMA safety handbook is available here- <http://www.modelaircraft.org/files/100.pdf>

This is a link to some FAQ from the AMA regarding remote ID- [Remote-ID-FAQ-Feb2023.pdf \(modelaircraft.org\)](#)

## **Federal Aviation Administration (FAA):**

This is to set up or renew your FAA registration. Renewal is every three (3) years. You will or already have received your renewal email. The email is from uas.faadronezone@faa.gov. Entry or renewal is \$5.00.

[FAADroneZone Access - Home](#)


## **Phone Apps:**

[UASidekick – The Ultimate UAS Pilot Assistant](#)

This is an app for your phone that gives weather conditions, club locations, FRIA locations, and event schedules for UAS pilots. This is for recreational pilots as well as commercial drone pilots.

[B4UFLY](#)- Download this app to your cell phone. FAA uses this to alert pilots to possible stoppage in your flying area.

[Air Control](#)- Download this app to your phone. This is to set up your flight if you are flying outside of a FRIA.

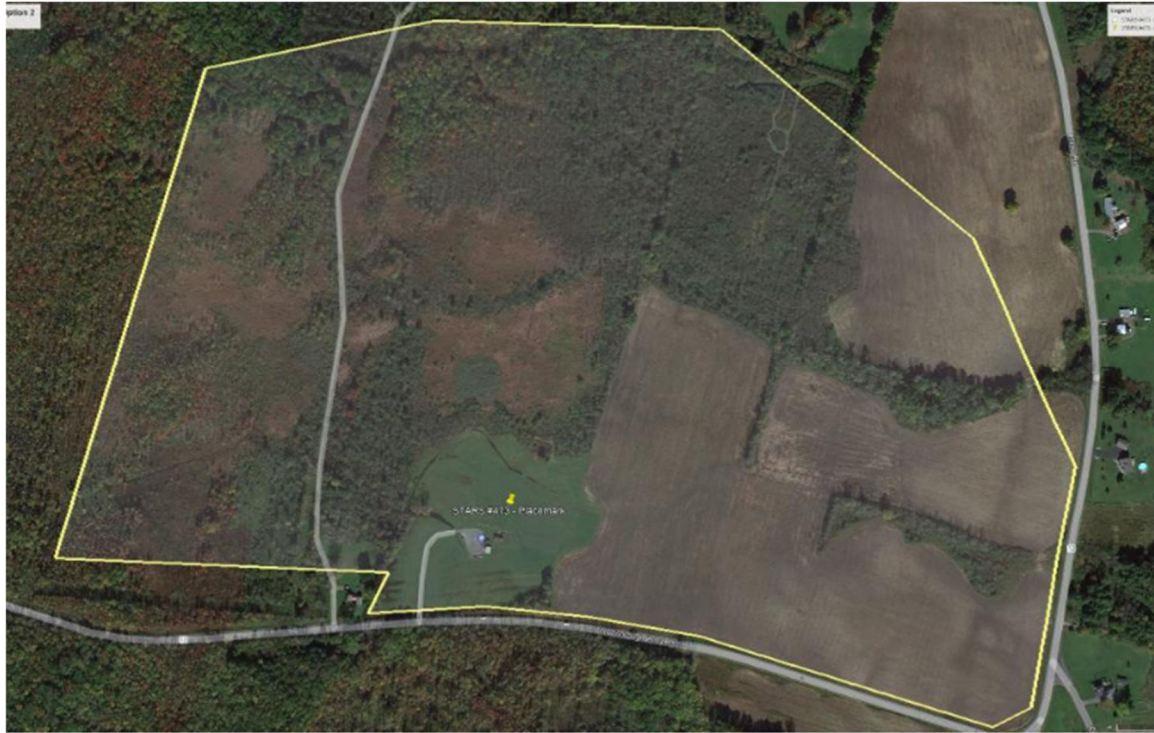


**The latest satellite photo with the new runway!**

---



## STARS FAA APPROVED FRIA AREA.



ACADEMY OF MODEL AERONAUTICS

## FAA-RECOGNIZED IDENTIFICATION AREA

A FRIA IS A DEFINED GEOGRAPHIC AREA WHERE DRONES CAN BE FLOWN WITHOUT REMOTE ID EQUIPMENT.

**Remember: A repaired aircraft should be treated just like a new aircraft. It needs a full ground check before flying. Don't forget to inspect the areas that were not repaired. They may have hidden damage. Fly it like it's the first time in the air and will need a full functional check before flying it in front of spectators or in competition.**



*When's the last time you checked the balance of your aircraft?*



# S.T.A.R.S.

<https://www.cnystars.com>

[www.facebook.com/cnystars/](https://www.facebook.com/cnystars/)

## 5th Annual BBQ

*STARS Members  
and Families only*

**Saturday, June 21, 2025**

***Rain Date: Sunday, June 22, 2025***

**10 AM to 4:30 PM**



Food and beverages available to all during day  
Catered BBQ lunch available around 1 PM!!  
(but bring a dessert to share!!)



**Bring your canopies and setup at the field for a day of family fun!!**

**Bring your tables and chairs!!**

**Bring yard games and water pistols for the kids!!**

**Bring wood for a bonfire!!**

**Bring your own refreshment coolers (but no drinking while flying)!!**

**Have your family members fly our Club Trainer (on a buddy-box, of course)!!**

***In fact, just bring the whole family and have a picnic!!***

**If you bring it, fly it!!**

**For more information, contact Mike Mueller, President, at 804-873-8928**



# S.T.A.R.S.

## *Flight Training Program*

# 2025



### **When?**

Every Thursday evening from 5:30 PM to Sunset  
May 01, 2025 through September 11, 2025

### **Where?**

At the S.T.A.R.S. field in Phoenix, New York  
649 County Route 12, Pennellville, NY 13132  
N43.23696, W76.24550

### **Who?**

Anyone wanting to learn to fly powered R/C model airplanes!! You do **not** have to be a Club member and all lessons are **free**. Each student must furnish his/her own plane and radio equipment and also must hold a current membership in the Academy of Model Aeronautics aircraft association in order to fly. For those not yet finished building/assembling their trainer aircraft, the Club has a Club Trainer available that may be flown on a Buddy Box.

### **PreFlight Workshop**

**Held at STARS Flying Field in Phoenix, NY**

Thursday April 17, 2025 at 5-7 PM

### **Interested?**

Contact:



FB Workshop SENIOR FLIGHT INSTRUCTOR: Gary Natali (315/657-5695) FB Flightschool

[www.cnvstars.com](http://www.cnvstars.com)



Charter 473

# S.T.A.R.S.

[www.cnvstars.com](http://www.cnvstars.com)

[www.facebook.com/cnvstars](http://www.facebook.com/cnvstars)



## 2025

## Jet Night

### When?

Every Monday evening from 4 PM to Sunset  
April 28, 2025 through September 29, 2025

### Where?

At the S.T.A.R.S. field in Phoenix, New York  
649 County Route 12, Pennellville, NY 13132  
N43.23696, W76.24550

All skill levels welcome, but must be an AMA Member to fly.  
Open to any type of EDF or turbine aircraft!!

### Interested?

Come out and join us for fun, food and good flying!!

For more information, contact Gary Natali at 315/657-5695



STARS Events



FB Jet Night





Charter 473

# S.T.A.R.S.

[www.cnvstars.com](http://www.cnvstars.com)

[www.facebook.com/cnvstars](https://www.facebook.com/cnvstars)



## 2025



## *Helicopter and Multirotor Night*



STARS Events

### **When?**

Every Tuesday evening from 5 PM to Sunset  
April 29, 2025 through September 30, 2025



FB Heli Nights

### **Where?**

At the S.T.A.R.S. field in Phoenix, New York  
649 County Route 12, Pennellville, NY 13132  
N43.23696, W76.24550

All skill levels welcome, but must be an AMA Member to fly and must  
provide your own outdoor capable helicopter or multirotor aircraft.  
Build help and flight instruction available.

### **Interested?**

**Come out and join us for fun, food and good flying!!**

**For more information, contact Paul Volcko at 315/708-2009**





Charter 473

# S.T.A.R.S.

[www.cnvstars.com](http://www.cnvstars.com)

[www.facebook.com/cnvstars](https://www.facebook.com/cnvstars)



## 2025

## *Big Bird Night*



STARS Events

### When?

Every Wednesday evening from 5 PM to Sunset  
April 30, 2025 through October 01, 2025



FB BB Night

### Where?

At the S.T.A.R.S. field in Phoenix, New York  
649 County Route 12, Pennellville, NY 13132  
N43.23696, W76.24550

All skill levels welcome, but must be an AMA Member to fly.  
Open to any type of big scale or sport aircraft!!

### Interested?

Come out and join us for fun, food and good flying!!

For more information, contact Mike Mueller at 804/873-8928



Charter 473

AMA Sanctioned

# S.T.A.R.S.

<http://www.cnvstars.com>

[www.facebook.com/cnvstars/](http://www.facebook.com/cnvstars/)

## 3rd Control Line Fun Fly

*Two flight circles  
and In-Stunt Pattern Tracing*

**Saturday, May 17, 2025**

***Rain Date: Sunday, May 18, 2025***

**10 AM to 4:00 PM**



New takeoff runway and  
pilot's concrete center pad!!

*Show off and fly your winter builds!  
Fun Fly Events through out the day!  
New Pilot flying!*



**Bring your canopies and setup at the field for a day of control-line fun!!**

**Bring your tables and chairs!!**

**Power available for charging batteries**

**Ample room for parking!!**

**No parking fee, landing fee or pre-registration!!**

**Food and beverages available to all during day**



STARS events

**Event Director, Mike O'Neill, at 315-720-9111**

**Contest Director, Paul Volcko, at 315-708-2009**



FB CL event





Charter 473

# S.T.A.R.S.

<https://www.cnystars.com>

[www.facebook.com/cnystars/](http://www.facebook.com/cnystars/)

## 5th Annual BBQ

*STARS Members  
and Families only*


**Saturday, June 21, 2025**

***Rain Date: Sunday, June 22, 2025***

**10 AM to 4:30 PM**



Food and beverages available to all during day  
Catered BBQ lunch available around 1 PM!!  
(but bring a dessert to share!!)



**Bring your canopies and setup at the field for a day of family fun!!**

**Bring your tables and chairs!!**

**Bring yard games and water pistols for the kids!!**

**Bring wood for a bonfire!!**

**Bring your own refreshment coolers (but no drinking while flying)!!**

**Have your family members fly our Club Trainer (on a buddy-box, of course)!!**

***In fact, just bring the whole family and have a picnic!!***

**If you bring it, fly it!!**

**For more information, contact Mike Mueller, President, at 804-873-8928**

# IMAA Big Bird Safety Checklist

## Balance

Is the longitudinal center of gravity (fore and aft) within the range shown on the plans?

Is the model balanced laterally (side to side)?

## Alignment

Are all the flying surfaces at the proper angle relative to each other?

Are there any twists in the wing?

Do the wings and removable tailplane seat properly on the fuselage every time?

Is the engine set at the proper thrust angle as shown on the plans?

## Control Surfaces

Are all control surfaces securely attached? (i.e., hinges glued, pinned). Pull on each one to test.

Are the control horns secured to the model?

## Control Linkages

Have all the linkages been checked to be sure they are secure?

Are the clevises closed? (Keepers or fuel tubing should be fitted to ensure they stay closed)

## Engine / Motor Mount Security and Operation

Are all engine mount screws tight, including mount to bulkhead if applicable?

Are the propeller bolts and/or spinner tight? If a single nut, is there a safety nut as well?

Does the throttle work without binding?

Does the throttle trim tab shut down the engine?

Has the propeller been balanced and checked for damage?

Are the propeller tips painted a contrasting color? (while not essential it makes the propeller much easier to see)

Has the engine been thoroughly test run? (engine idle and throttle up properly)

Is the fuel tank installed correctly? (i.e., carburetor at the same height as fuel tank, fuel tank clunk in proper position and moving freely, fuel lines in good condition and connected to the engine correctly)

## Radio Equipment

Are the receiver and the battery securely mounted and padded with foam to protect from vibration and shock?

Are all the electrical connectors secure?

Is the receiver antenna fully extended and in good condition?

Are the batteries charged and in good condition (check under load with a voltmeter if unsure)?

Are all servos securely fastened to the rails or trays?

Are servo arms firmly attached with screw in place?

Are all push rods firmly secured in servo arms (again keepers or fuel tubing should be fitted)?

Are the control throws in the correct direction with proper amount of deflection (as per plan)?

Rudder & tail wheel: Left stick should move the rear of the rudder and tail wheel to the left.

Nose wheel: Left stick should move the front of the nose wheel to the left

Aileron: left stick should move left aileron up and right down.

Elevator: Pulling back on the stick should move the back of the elevator up.

Canard: Pulling back on the stick (elevator) should make the front of the canard move up

Throttle: With trim set fully forward, pushing the stick forward should open throttle fully. With trim set fully backward, pulling the stick back should fully close the throttle.

Has a full range check been performed? (see below)

**Undercarriage (where fitted)** Is the undercarriage firmly attached to airframe and the wheels securely retained?

Does aircraft taxi in a straight line?

## General

Is the covering tight with no visible signs of damage?

Are the retaining bolts in place and secure?

Are any hatches, cowlings, and canopies secure?

Are all components structurally sound?

Is your name and contact details marked on the model somewhere easily visible? (in case it's lost)

## Range Checking the radio

Verify frequency is available and mark it as yours if necessary.

Turn on transmitter check the correct model is selected (if applicable) and then turn on the receiver.

Important: make sure the transmitter aerial is down fully.

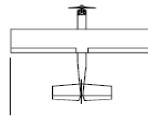
Ask someone to help and walk away from the model until signs of loss of control is apparent. If electric powered ensure that the range is not worse with the motor running.

## Before EVERY flight:

Check the receiver battery pack to ensure enough charge for the flight intended.

Check for damage and the control throw direction of all surfaces.

# S.T.A.R.S. Field Rules



## 1. General:

- A. License: All pilots, students, and flying guests *must* have a current membership in a nationally recognized model aircraft association in order to fly. Those pilots participating in the Park Pilot Membership Program must fly models that weigh two pounds or less and be incapable of reaching speeds greater than 60 mph. They must be electric or rubber powered, or of any similar *quiet* means of propulsion.
- B. Spectators: Only those people essential to flight operations will be permitted in the pit area; all others will remain on the spectator side of the fence.
- C. Vehicles: Vehicles will not be permitted *on* the flying field.
- D. Crash Debris: Pilots must retrieve all pieces of their aircraft after a crash. Particularly, attention must be made to obtaining all pieces of aircraft that land in the neighboring fields under cultivation *or from the mowed areas that might cause damage to mowing or farming equipment.*
- E. Trash: All members will take home their own trash.
- F. Alcoholic Beverages: Members will not consume alcoholic beverages prior to, nor during, participation in any *modeling* operations.
- G. Smoking: Smoking will not be permitted in the pit area or on the flight line.
- H. Mowing: Flying on the field will not be permitted if the field is being mowed or maintained.

## 2. Transmitters:

- A. Frequency Control: *2.4 GHz technology is prevalent in the hobby. In general, transmitter impound and channel flagging is no longer necessary. Pilots using a non-2.4 GHz transmitter system or FPV video transmitter should make all efforts to determine if others present are also using one and self-manage frequency separation prior to powering up their transmitter. Event Managers and Contest Directors may establish a transmitter impound or channel frequency control policy for their event, if deemed necessary.*
- B. Range Checks: Each pilot will conduct a successful radio equipment ground range check, *including any FPV equipment*, before flying a new or repaired aircraft and prior to each flying session.

## 3. Engines:

- A. All internal combustion engines run at the field will have a silencer (except for small displacements of .09 cubic inches or less).
- B. When running an engine in the pits, keep neighboring personnel behind the prop arc. *Restrain fuel powered airplanes with stakes, starting stand, or helper prior to starting the engine(s).*

- C. Electric motors and fuel engines are not to be run in spectator/pavilion areas or anywhere behind pit area fencing or designated test stand/hover areas, unless propellers/blades are removed. Model electronics (receivers, servos, etc.) can be powered up in spectator areas as long as electric motors are disconnected or propeller/blades are removed.
- D. Remove or secure all necklaces, straps, loose clothing, hoodie ties, etc. prior to starting a fuel engine powered model. Long hair should be tied back or secured so it cannot get caught in a spinning propeller or rotor.

## 4. Flying:

- A. Boundaries: Flying over the pit area or the spectator side of the fence is prohibited, unless beyond the control of the pilot(s).
- B. Taxing: Taxing is prohibited in the pit area!
- C. Flying:
  - (1). Pilots will initiate their first turn after takeoff away from the pit and spectator areas.
  - (2). Engines will not be started before 9 AM Monday through Saturday and 11 AM on Sunday (electrics may start at 10 AM), unless approved by the Event Director.
  - (3). No more than three aircraft will be permitted in the air at one time.
  - (4). All flying will be conducted from the designated flight boxes.
  - (5). Hand launching of aircraft is prohibited from the pits.
  - (6). Flight operations will cease during electrical storms.

## 5. Guests:

- A. All guests must have a current membership in a nationally recognized model aircraft association in order to fly.
- B. Guests may fly at the field only with the approval of a member in good standing and only as long as a sponsoring member *remains at the field*. Guests will not fly unattended.
- C. A local guest will be allowed to fly at the field on three (3) separate occasions and then will be asked to join the Club.
- D. An out-of-town guest may make arrangements with the Club to fly at the field while visiting the area. The Club Officers and the Safety Officer will handle each out-of-town visitor on a case-by-case basis.
- E. *All guests are required to extend every courtesy to current members sharing the same flying frequency.* But when there is a conflict over who shall fly, the Club member will have the first option to fly. Both the guest and the members should use common sense while sharing the flight line or using the same radio frequencies.

**STARS Club Rules- End 06jan21**



Photo courtesy Mike Graham archives

The STARS pavilion goes up c.1977.  
Mike identified the person on the ladder as Lon Sauter. Not sure who the others are.



# STARS

## Field Protocol

Dedicated to responsible  
RC fun with safety by  
choice, not chance.

### 1. General:

- A. Civil and courteous behavior is required at the field at all times.
- B. Safety is paramount and everyone's business. Use common sense in all matters.
- C. It is strongly recommended that you do not fly alone.
- D. Learn where the First Aid station is located and inform the Field Committee if material has been issued from it.
- E. When opening or closing combination locks, *always* set the wheels to 0000.
- F. Last member out must close and lock the refrigerators, pavilion, and main gate.
- G. **Limited use of cell phones and mobile devices on the flight line to photography/videography or integrated use with model systems. Talk, text, and browse from the pits or spectator areas.**

### 2. Engine Courtesy:

- A. Long term tuning and initial break-in should be conducted away from the pits and spectators (usually at the engine break-in stand).
- B. Do not direct prop wash at other modelers, their aircraft, equipment, or bystanders behind the pit fence. Kindly inform those bystanders near the fence that you intend to start an engine before you do so.

### 3. Flying Courtesy:

- A. Any person wishing to enter an active flying field or runway to cross same or to retrieve an aircraft, must loudly announce their intention to all fliers on the flight line.
- B. A "landing" aircraft has the right of way over an aircraft "taking-off".
- C. A "dead stick" aircraft has the right of way over all others.
- D. All take-off and landing attempts must be announced to other pilots on the flight line. Take-offs are normally announced by saying "taking off", and landings are announced by saying "landing" or coming in". Dead stick landings are announced clearly to all pilots in the pits and on the flight line by saying "dead stick".
- E. A pilot having difficulty in controlling his/her aircraft must announce to all in the pits and on the flight line that he/she is experiencing radio or mechanical problems. Pilots on the ground preparing to fly will turn off their transmitters and wait for the problem to be resolved before continuing to fly. Fliers in the air will stay clear of the aircraft in distress and will land, if possible, as long as it does not contribute to the crisis. All personnel near the pit area must be alerted to the situation.
- F. If a crash occurs on the field or in the pits, all flying will stop until the accident has been investigated and the debris has been cleared from the field.
- G. Normal flight duration is 10 minutes. Obviously, flight time may be extended if there are no other pilots waiting to fly or waiting for a particular radio channel.
- H. When you have finished flying, please return your transmitter to the impound.

### 4. Good Earth Policy:

- A. Place recyclables in the appropriate container in the pavilion.
- B. Turn off all pavilion lights when departing the field for the night.
- C. The field does not have a trash removal service. If you carry anything to the field, carry it back out.
- D. If a pilot or guest brings a pet to the field, he/she will be responsible for supervising the animal's conduct while at the field. Please observe all appropriate Field Rules.
- E. If you smoke, please place all cigarette butts in the butt cans in the field.
- F. Do not **dispose of trash in the outhouse/port-a-potty pit.**
- G. **DO NOT DRINK THE WELL WATER.** Well water is to be used for washing only.

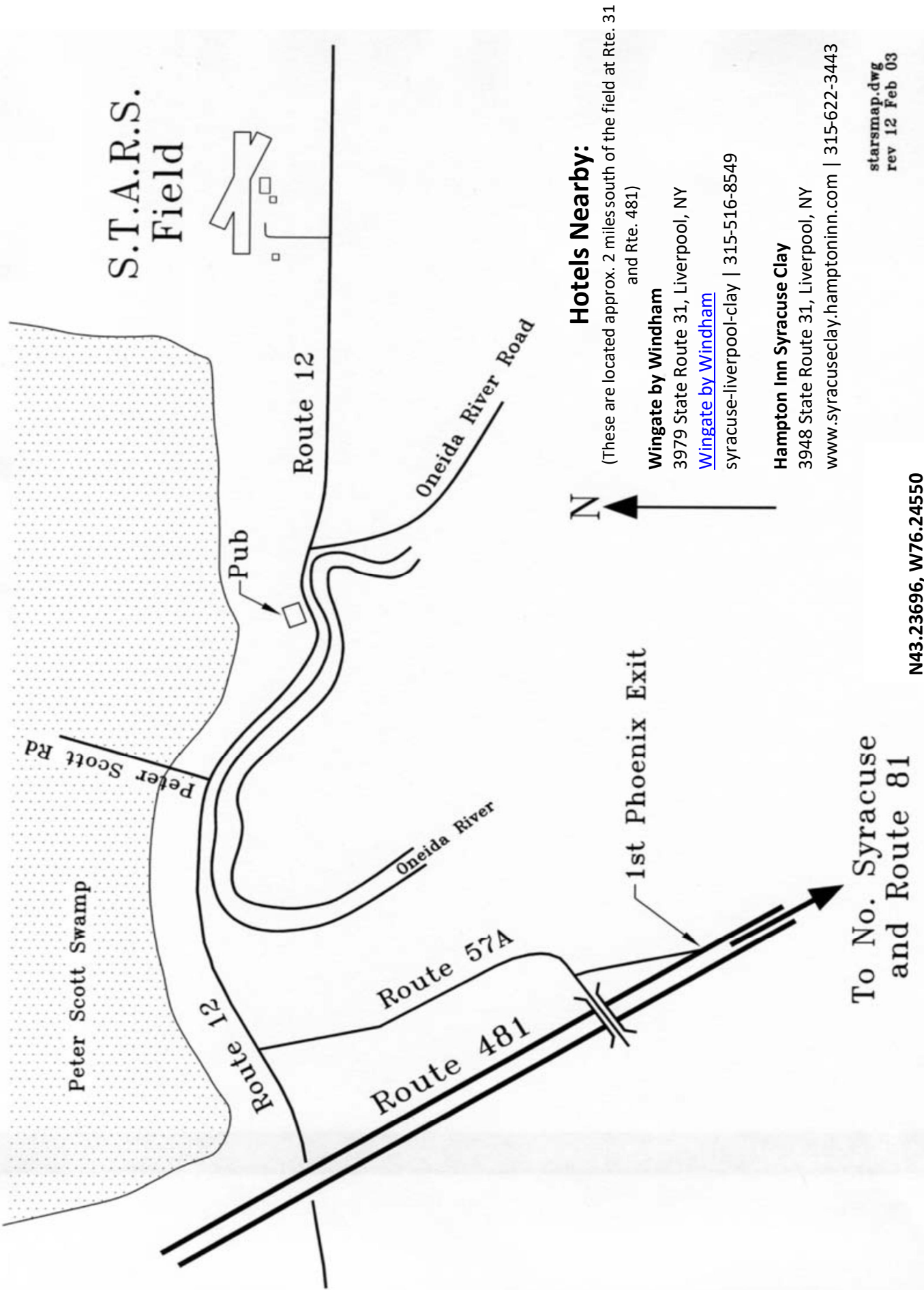
### 5. Replacement Courtesy:

- A. Where an individual's plane or property is damaged by the actions of another individual, it will be the responsibility of the two parties to resolve the situation in an appropriate manner.

## **STARS POLICY REGARDING PHOTOGRAPHY**

- STARS is a membership organization organized under the laws of the State of New York.
- The STARS flying field, located in Phoenix, New York, is owned by STARS, and as such, is privately owned property.
- The purpose of this policy is to limit and restrict the reproduction of images, in any form, of the STARS property and the activities which occur thereon.
- While the STARS property is privately owned, members, guests, and the general public are welcome at the field during published field hours of operation. Members, guests, and the public must adhere to all rules imposed by STARS regarding entry upon and/or the use of STARS property, including the STARS policy on photography.
- The reproduction of images of the STARS field or the activities thereon, in any form, is a privilege and not a right.
- Except as provided below, the reproduction of images of the STARS field or activities thereon in any form, including, but not limited to film and digital still photography, and video photography in either film or digital form, is strictly forbidden.
- Violation of this policy will result in immediate expulsion of the violator from the STARS premises, and may subject the violator to criminal and/or civil sanctions and penalties.
- Members in good standing of STARS shall be exempt from the above requirements so long as any images or video produced on the STARS premises or the activities thereon are for personal and non-commercial use.
- Guests and the general public may be permitted to photograph or video the STARS property and activities thereon, but only for personal and non-commercial use, and only with the prior written consent of the Club's executive board.

Map to the STARS



Map to S.T.A.R.S. Flying Field in Phoenix, New York



Est. 1965

# Syracuse Thunderbirds Aero Radio Society

Online at: <http://www.amadistrictiistars.org>



Charter 473

## Membership Application Form

Date: \_\_\_\_\_

Membership: ☐ Open (\$160 share+\$60 dues) ☐ Extra Family member (\$30.00)  
☐ Associate (\$75.00) ☐ Youth (< AMA age 19 - \$0.00)  
☐ Park Pilot - Associate (\$75.00) ☐ Park Pilot - Youth (< AMA age 19 - \$0.00)

Name: \_\_\_\_\_

Address: \_\_\_\_\_

Phone (for roster): \_\_\_\_\_

AMA: \_\_\_\_\_ DOB: \_\_\_\_\_

STARS Member(s) Contacted: \_\_\_\_\_

Primary Interests (Sport, Scale, Pattern, Fun Fly, etc.): \_\_\_\_\_

Email Address (for newsletter and notices): \_\_\_\_\_

Emergency Contact Name: \_\_\_\_\_ Phone: \_\_\_\_\_

You must be a current member of the Academy of Model Aeronautics (AMA) in order to join the STARS. Please show your AMA card to the Officer given this application or include a photocopy of the application for the license.

*"I have read and agree to abide by the STARS Field Safety Rules." (on back)*

Submit this form to a Club Officer

Rev 16aug17